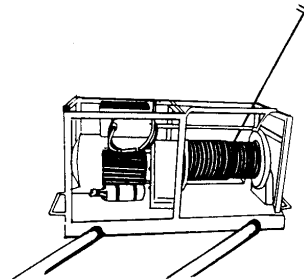
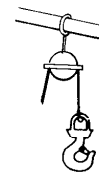
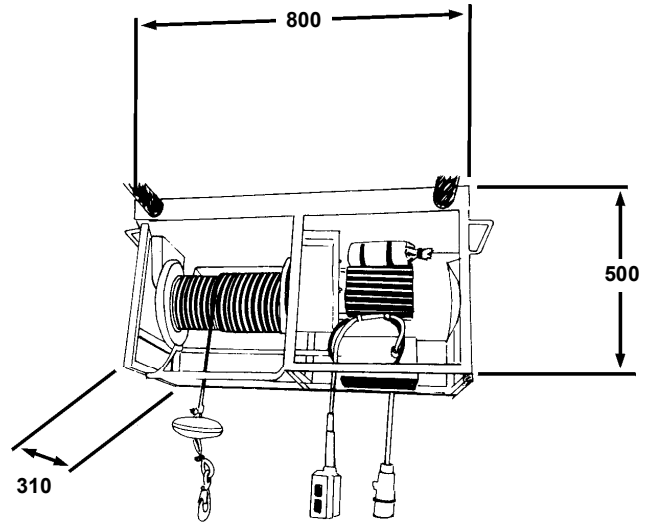




# BETA LD300 GANTRY HOIST

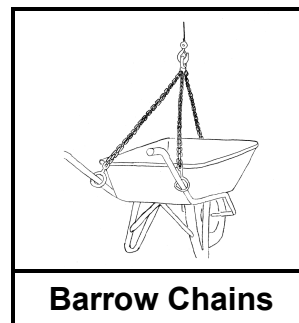
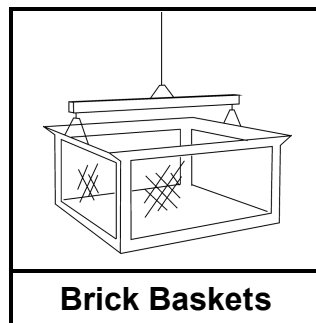
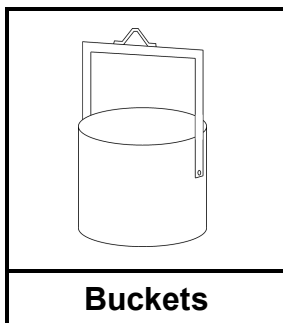
HOIST SPECIFICATIONS	
<b>Payload</b>	300kg
<b>Maximum Lifting Height</b>	80m
<b>Speed</b>	25m/min
<b>Voltage</b>	110V single phase
<b>Power Cont. Duty</b>	1.9kW
<b>Power Consumption</b>	3.52kVA
<b>Power Supply Fuses (HRC)</b>	32A
<b>Unit Weight</b>	62kg
<b>Installation Type</b>	
Static	✓
Scaffold Winch	✗
Runway Beam	✗
Ground Based	✓



### Ground Based

The LD300 is fixed to scaffold or ballasted. Bond travels through pulley block, which is easily moved from level to level. Adjustable trip weight cuts power at top of lift

### Accessories Available from London Hoist



RIFLE STREET - LONDON - E14 6PB  
 TEL : 0207 5384833 - FAX : 0207 5153593  
 www.londonhoist.co.uk - info@londonhoist.co.uk